

# Benefits of a 2<sup>nd</sup> – 3<sup>rd</sup> grade field trip to the Paper Discovery Center

Hands-on, structured, engaging,  
connection to curriculum –

- Age appropriate activities and discussion
  - Cross-discipline: history, science, art
- Develop Skills – generate bar charts, calculate elevation change, design experiments, read maps, etc.

Students divided into smaller groups, each having up to 17 or so.

A series of rotations – everyone does everything!  
Chose among the options for tour and classroom activities to fit best with your curriculum

## **3 Rotations**

- Make Paper by Hand
  - Guided Tour
- 'Classroom' Activities

An **optional 4<sup>th</sup> rotation**  
for large groups (if > 45 students)

- Video in theatre

# Make Paper by Hand – The Process

## 1. Tear and blend



## 2. Form



## 3. Press, press & press



## 4. Dry



***Up to 17 students  
through in 30  
minutes!***

# Hand Made Paper – The Materials


1. Fibers, from recycled paper



2. Water – connect to river



3. The screen, or forming wire / fabric



# Guided Tour



**River & Locks:**  
Learn about water flow & power, elevation drop, & river navigation.




**Trees to tissue:**  
Managing forests & how a tree grows... main steps in making paper




**Pulping:**  
Yuck, that stinks – a chemical change!

**Hygiene:** Paper disposable products help prevent spread of germs




**Model Machine:**  
Climb through the machine, actively repeat the papermaking steps



# Guided Tour – Continued

# Simple Machines

Explore real-life application in the Harvesting, Debarking, & Chipping of Wood Exhibit



Students participate in demonstrating the Simple Machines and Force vs Distance trade-off



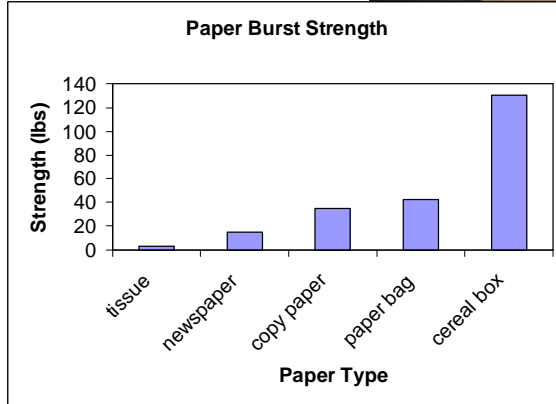
# Classroom Activities

## Paper Strength

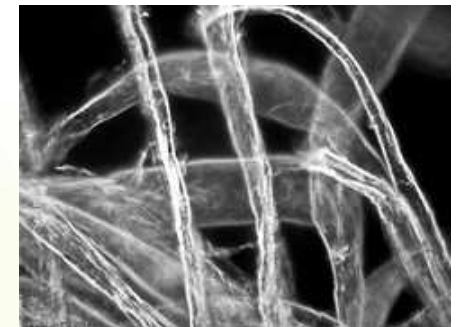
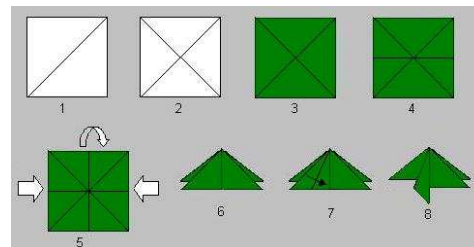
Predict, test & graph



## Local Geography – river and maps



## Paper Crafts in Other Cultures – ie. Origami - Japan



**Fibers...** explore with the microscope

# Tree Wishes Video

(for larger groups, >45)



A video of a musical.

Story line – game show where contestants have to answer questions about trees, how wood is used, recycle, etc.

Characters:

Bob Barker – a dog Master of Ceremonies / game show host

Annie Oak

*You guessed  
it, trees!*

Fannie Fir

Loblolly Pine

# Teacher Testimonials

- I really liked the microscope which projected onto the screen. It was fascinating to see the everyday items enlarged so much. Your staff really knows how to work with children! I was happy that each child got to participate in the activities, such as the model of the locks.
  - Mt. Olive Lutheran
- The Simple Machines exhibit was great. Super explanations! Easy to understand!”
  - St. John’s Suamico
- We loved the examples of the simple machines and the clue words. It was a great way to cover simple machines in the short time allotted.... The instructors were knowledgeable and taught with concrete examples. The groups moved in an organized manner and their activities were timed well. Our children had fun!
  - Immanuel Lutheran Greenville